


Features

- Compact size: 5.5 mm diameter, 6 mm length
- Low capacitance
- Low leakage
- RoHS compliant*
-  UL Recognized

Applications

- Telecommunications equipment
- Industrial equipment/electronics
- Consumer electronics

2057 Series Light Duty 2-Electrode Miniature Gas Discharge Tube

Characteristics

Test Methods per ITU-T K.12 and IEC 61643-311.

Characteristic	Model No.					
	2057-07	2057-09	2057-12	2057-13	2057-15	2057-23
DC Sparkover $\pm 20\%$ @ 100 V/s	75 V	90 V	120 V	130 V	150 V	230 V
Impulse Sparkover ⁽¹⁾						
100 V/ μ s	< 700 V	< 600 V	< 600 V	< 600 V	< 600 V	< 600 V
1000 V/ μ s	< 800 V	< 700 V	< 700 V	< 700 V	< 700 V	< 700 V

Characteristic	Model No.				
	2057-25	2057-30	2057-35	2057-40	2057-47
DC Sparkover $\pm 20\%$ @ 100 V/s	250 V	300 V	350 V	400 V	470 V
Impulse Sparkover ⁽¹⁾					
100 V/ μ s	< 600 V	< 700 V	< 700 V	< 800 V	< 900 V
1000 V/ μ s	< 700 V	< 900 V	< 900 V	< 1000 V	< 1100 V

⁽¹⁾ Impulse Sparkover voltage is defined as typical values of distribution.

Insulation Resistance (IR) ⁽²⁾	50 / 100 / 250 Vdc	> 1 G Ω
Glow Voltage	10 mA	~ 70 V
Arc Voltage	1 A	~ 10 V
Glow-Arc Transition Current		< 1 A
Maximum Capacitance	1 MHz	< 1 pF
Maximum Impulse Discharge Current	10,000 A, 8/20 μ s	1 operation
	5,000 A, 8/20 μ s	10 operations
Nominal Alternating Discharge Current	5 A, 50 Hz, 1 second	1 operation
	15 A, 9 cycles	1 operation
Impulse Life	100 A, 10/1000 μ s	300 operations
DC Holdover Voltage ⁽³⁾		< 150 ms
Operating Temperature		-40 to +90 °C
Storage Temperature		-40 to +90 °C
Climatic Category (IEC 60068-1)		40 / 90 / 21

Notes:

- UL Recognized component, UL File E153537.
- At delivery AQL 0.65, level II DIN ISO 2859

⁽²⁾ DC Sparkover Voltage	DC Measuring Voltage
75–90 V	50 V
120–400 V	100 V
470 V	250 V

⁽³⁾ Network Applied	DC Holdover Voltage
DC Sparkover Voltage	DC Holdover Voltage
75–145 V	52 V
230–250 V	80 V
300–470 V	150 V

*RoHS Directive 2002/95/EC Jan. 27, 2003 including annex and RoHS Recast 2011/65/EU June 8, 2011.

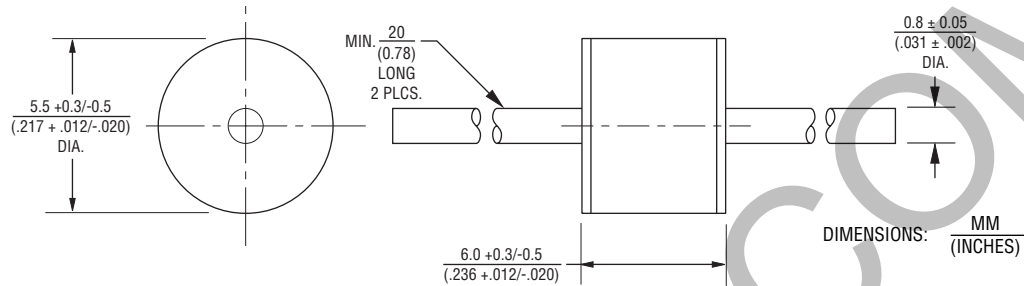
Specifications are subject to change without notice.

The device characteristics and parameters in this data sheet can and do vary in different applications and actual device performance may vary over time. Users should verify actual device performance in their specific applications.

2057 Series Light Duty 2-Electrode Miniature Gas Discharge Tube

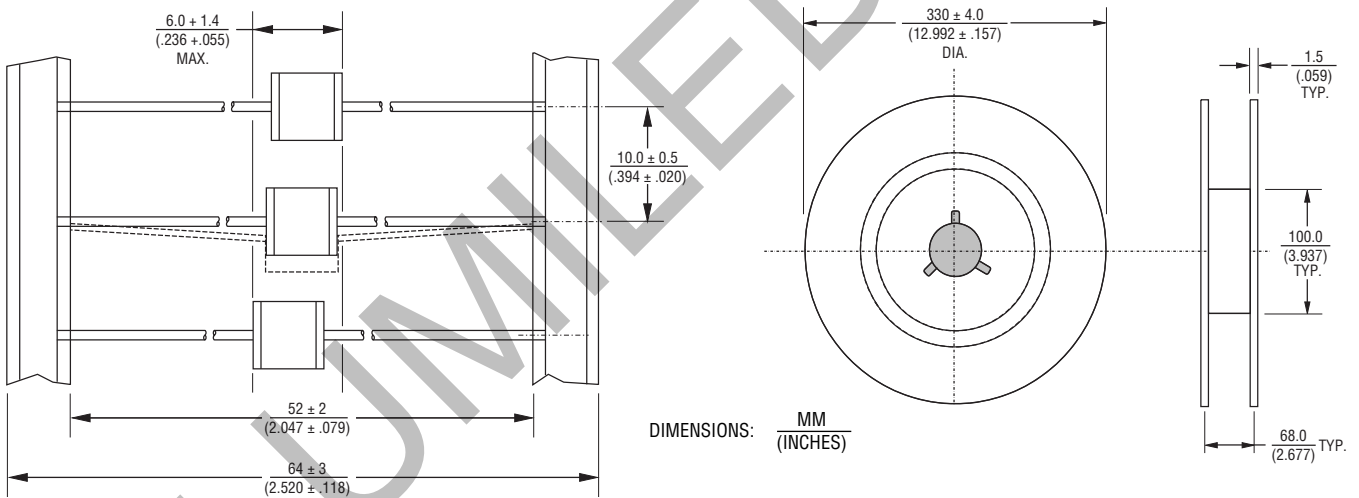
BOURNS®

Product Dimensions



Packaging Specifications

Model 2057 ships standard bulk, 100 pcs. per tray; 5 trays per box (500 units). The optional reelpack (-BT1) contains 500 pcs. per reel; 2 reels per box (1K units).



How to Order

2057 - xx - B T1 LF

Model Number Designator

Voltage (Divided by 10)

07 = 75 V	25 = 250 V
09 = 90 V	30 = 300 V
12 = 120 V	35 = 350 V
13 = 130 V	40 = 400 V
15 = 150 V	47 = 470 V
23 = 230 V	

Leads

B = 0.8 mm

Packaging

(Blank) = Bulk Packaging (Standard)
T1 = Reelpack (Optional)

RoHS Compliance

LF = RoHS Compliant Product

BOURNS®

Asia-Pacific:

Tel: +886-2 2562-4117

Fax: +886-2 2562-4116

EMEA:

Tel: +36 88 520 390

Fax: +36 88 520 211

The Americas:

Tel: +1-951 781-5500

Fax: +1-951 781-5700

www.bourns.com

REV. B 08/15

Specifications are subject to change without notice.
Customers should verify actual device performance in their specific applications.